



TS 98 XEA:

Licence to
close

Slide channel door
closer TS 98 XEA



Expertise and experience from the production of more than 100 million door closers has gone into the development of the TS 98 XEA. That you can rely on.

You can find out more about innovations at dormakaba at <https://www.dormakaba.com/en/innovation>



The highly versatile all-rounder

Whether installed in personalised living spaces or modern work environments, the TS 98 XEA meets high standards in quality, comfort and design. In doing so, it makes no compromises: architects, design planners, contractors and builders benefit from the numerous advantages of a system perfected down to the smallest detail which is able to meet almost all project requirements.

Uniting the best characteristics.

The TS 98 XEA is highly versatile: its smart technology offers numerous options for use in all four installation types. EASY OPEN technology opens up the way for you quite easily in compliance with German Industrial Standards (DIN) 18040 and SPEC 1104. With its additional closing range, the TS 98 XEA silent access thanks to SoftFlow. This door closer also remains completely unaffected in cold conditions, even down to -40°C . Last but not least, it impresses with a design that truly opens doors. In short, the TS 98 XEA combines best characteristics, has a licence to close and makes no compromises.

How you benefit:

- Large closing force range for door widths up to 1400 mm
- Whisper-quiet door closing thanks to added SoftFlow closing range
- Simplified requirement planning and stock keeping
- One door closer for four installation types
- Backcheck and delayed closing in all four installation types
- Self-closing from an opening angle of 180° (standard installation)
- Time-tested EASY OPEN technology provides barrier-free access as per German Industrial Standards (DIN) SPEC 1104 and (DIN) 18040
- In the elegant XEA design
- Closing force adjustment possible at front using a battery screwdriver
- With visual closing force indicator
- Closes doors up to 300 kg (not in combination with electromechanical hold-open units integrated into the slide channel)
- Closing force EN 1–6 and self-closing down to -40°C



Licence for multipurpose missions

With an installation height of just 60 millimetres, the TS 98 XEA can be installed in all four positions. In doing so, it not only makes advanced planning very simple, but it is also adjusted to the perfect setting in a matter of seconds. The closing force can be very conveniently adjusted between one and six from the front with a

screwdriver. You can see the configured closing force immediately by the visual closing force indicator. The TS 98 XEA is also self-closing from an opening angle of 180° (in standard installation). This is intelligent technology for all types of use.

Easy to mount in all four positions



Door-leaf mounting pull side



transom mounting pull side



transom mounting push side



Door-leaf mounting push side

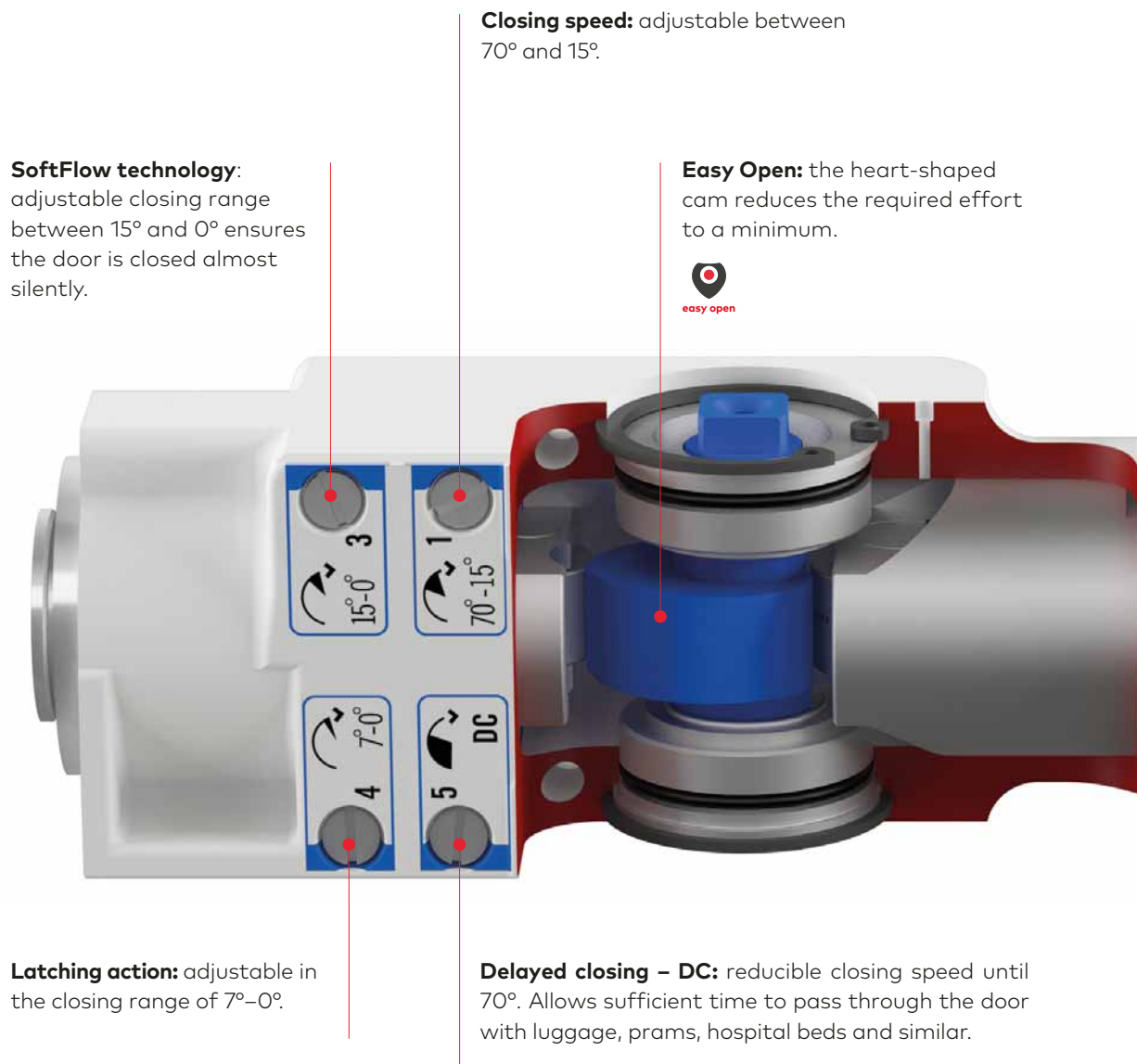
Easy to install and set



Valves and closing force adjustment can be set quite simply from the front.




Exceptional down to the smallest detail



This is a door closer which excels. Decades of experience, all our expertise and stringent standards in quality, design and convenience make this door closer what it is: a system perfected down to the smallest detail which meets almost all project requirements .

Backcheck – BC: slows the door significantly when it is flung up or caught by the wind to stop it slamming. Protects wall and door against damage. However, using a door stopper is still recommended.

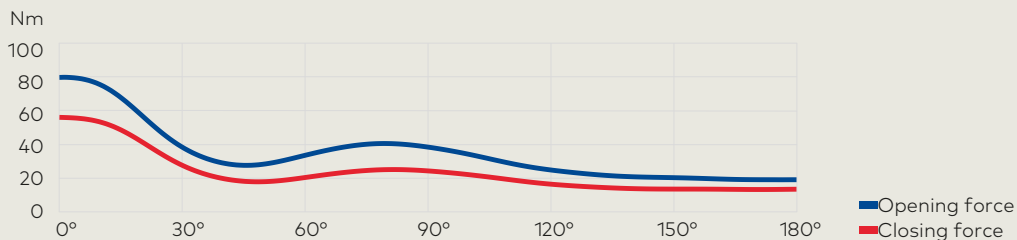
Closing force EN 1–6: easy to adjust at front using a battery screwdriver.



Spring: the spring stores energy and releases it again to close the door.

Closing force indicator: the visual indicator shows the set closing force.

Torque characteristics, closing force EN 6





Licence for easy entry

40% less effort, 40% easier opening – the heart-shaped cam reduces required effort to a minimum: the time-tested EASY OPEN technology provides a rapidly decreasing opening force as per German Industrial Standard (DIN) SPEC 1104.

This ensures our door closer is barrier-free up to 1250 mm as per German Industrial Standard (DIN) 18040. It is not only opened extremely easily, but can also be closed slowly if required. Featured as standard, its delayed closing reduces the closing speed.

TS 98 XEA with EASY OPEN: heart-shaped cam



Slide channel door closer with asymmetric toothing



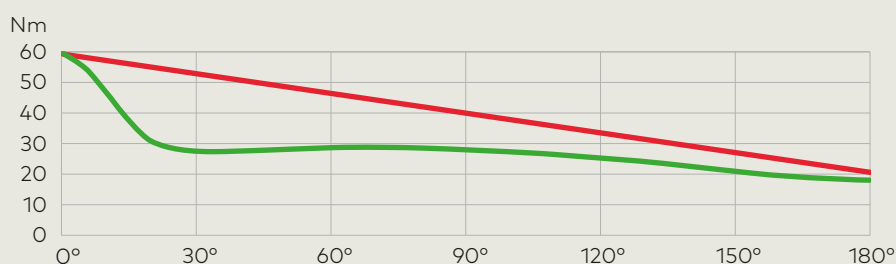
+ Open doors with little physical effort

The heart-shaped cam reduces the opening force significantly, ensuring low resistance. Children, the elderly or the disabled in particular can thus open the door easily with little effort

- Opens doors with increased effort

Slide channel door closers with asymmetric toothing reduce the opening force significantly less. This makes opening doors more difficult, especially for children, the elderly or the disabled.

Verified by the Dortmund MPA testing centre: recommendation in German Industrial Standard (DIN) SPEC 1104 is met.



Decreasing opening force in door closers with asymmetric toothing

Rapidly decreasing opening force with EASY OPEN technology

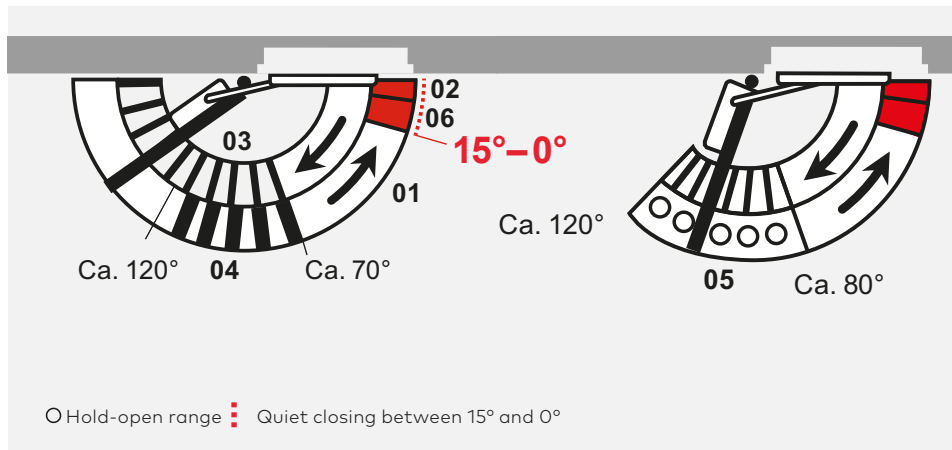
Opening force reduced thanks to EASY OPEN technology. Curve for a Cam Action door closer with closing force set at EN 5.



Licence for silent operation

The TS 98 XEA ensures user convenience. Its added SoftFlow closing range between 15° and 0° combined with a latching action between 7° and 0° provides whisper-quiet closing for all four installation types.

No matter how wide the door is or if extreme temperatures are prevalent, you do not need a special door closer or slide channel version – doors close always quietly as standard with the TS 98 XEA.



TS 98 XEA

- 01 Closing speed continuously adjustable
- 02 Latching action continuously adjustable between 7° and 0°
- 03 Backcheck adjustable
- 04 Delayed closing adjustable
- 05 RF ratchet type hold-open system, switchable, optional
- 06 Added SoftFlow closing range between 15° and 0°



Be it in hospitals, hotels or private buildings, in any location where quiet closing means greater comfort, the TS 98 XEA is exactly the right solution.



Licence for ice-cold missions

Completely unaffected by extreme temperatures, the TS 98 XEA excels in its performance at temperatures up to 60 °C or in extreme cold down to -40 °C. This has largely been made possible due to the TS 98 XEA's

optimally harmonised overall system. The mechanical system, hydraulics and special oil are all perfectly matched, allowing the door closer to withstand all weathers easily.



TS 98 XEA: fully functional, even under extreme conditions



Licence to steal the show

The TS 98 XEA features an excellent design, which truly does open doors. The closer is not only suitable as a design element, but it can also be easily combined with other dormakaba products in the same XEA design, such as door hardware, glass fittings or hold-open systems. Thanks to numerous colour and surface finish variants, you have a whole range of customisation options and

you are highly flexible from an aesthetic point of view. The design takes the material as its focal point. A selected, graduated array ranges from light to dark and matt or structured surfaces through to high-gloss, integrating and accentuating finishes. The colours can be custom-selected for covers and decorative plates as desired.

You will find all you need to know on the overall XEA design concept on the next double page



TS 98 XEA silver (P 600)



TS 98 XEA black (P 190)



TS 98 XEA stainless steel (P 700)



TS 98 XEA white (P 100)



TS 98 XEA gold (P 750)



G-N XEA black (P 190)
TS 98 XEA silver (P 600)



G-N XEA black (P 190)
TS 98 XEA white (P 100)



G-N XEA silver (P 600)
TS 98 XEA black (P 190)

Design Awards:



reddot design award
winner 2016

XEA

Ten elements of aesthetics

What we mean by XEA

The XEA design language is based on a comprehensive, standardised position, consistently taking into account our own requirement for compatibility, high quality, innovation, perfection and aesthetics as stipulated in ten points. This all aims to unite basic designs, colours and surface finishes in a single, standardised appearance: XEA combines dormakaba's product and corporate worlds to form a universal design that speaks a recognisable language in terms of content and visual presence.



1. Identifiable brand products

Each XEA product can be clearly identified as a dormakaba product by features such as our logo on the front of the product.



2. Intuitive symbols

All symbols used are reduced to their most essential elements, are easy to understand and have a high recognition factor.



3. Standard surface finishes

XEA unifies four standard basic colours, which can be easily combined for all products. The XEA colour numbering system allows different components to be brought together worldwide.



4. Clear design language

The XEA design language is based on monolithic structures which are defined by flat, two-dimensional surfaces. Radii and sharp edges are contrasted.

XEA's integrity story

Basic shapes, colours and surface finishes unified in a standardised appearance.

When **Bernhard Heitz**, the person responsible for product design at dormakaba, was assigned the task of developing an overall design concept, one thing was clear:



5. Intuitive user interfaces

All user interfaces feature a reduced, standardised design, have a high recognition factor and are operated intuitively.



6. Contrasting surface finishes

Thanks to the contrast between light and dark and between matt and glossy surface finishes. This makes the individual functional sections easily identifiable on our products.



7. Framing

Many dormakaba products are fitted with a surrounding housing frame, which also provides protection against external influences.



8. Multi-layered compositions

Some XEA products stand out due to a visible, multi-layered structure. The decorative cover screens, for example, feature strong materiality due to a visible edge.



9. LED indicator

If XEA products feature LED light strips which signal access, guide people or indicate status. Thanks to standardised form and function, the different applications are quickly learned in all products.



10. Customised design

Selected and specially complied materials and colours offer a wide scope of solutions, which either blend in with the architecture or add individual style to their surroundings.

the aesthetic design needed to open up a whole new dimension of product uniformity for people and companies.

"The new design concept is a fusion between the different aesthetic styles of the Bauhaus philosophy with its interplay between craft and fine arts or an interaction between architecture and design if you will. The result is a clear product language and subtle originality that can be harmoniously integrated into an object to form a unified whole."

ity that can be harmoniously integrated into an object to form a unified whole."

Bernhard Heitz
(Strategic Product Design)



Licence for heavy duty missions

Who is not daunted by such force? The TS 98 XEA is even able to reliably close doors weighing up to 300 kg effortlessly (not in combination with the hold-open magnets integrated into the slide channel; external hold-open magnets, such as the EM 500 are ideally suited in such cases).

This ensures that higher and wider doors can be closed very easily and safely with the surface-mounted door closer. This makes it extremely versatile and visually appealing, providing proof of real strength.



TS 98 XEA is also suitable for use on large doors in places such as school buildings or hospitals.



TS 98 XEA GSR EMR hold-open system with external EM 500 hold-open magnets

Overview of functions

TS 98 XEA system




















One door closer, numerous advantages: consistent with our overall system approach, you have the opportunity to meet a wide variety of requirements for your building very easily with the TS 98 XEA thanks to its different installation types.

TS 98 XEA system

- Only one closer body for all installation types
- Door closer systems for interior and exterior applications
- Single- and double-leaf doors, fire and smoke doors
- Example of use: interior doors, public buildings, office buildings
- Barrier-free user convenience as per German Industrial Standards (DIN) 18040 and SPEC 1104
- Security and convenience for fire doors



Impressive variety of design options and also perfectly suitable for double-leaf doors

Single-leaf	Mounted on hinge side		Mounted on opposite hinge side	
TS 98 XEA Standard version	Door-leaf mounting 	transom mounting 	Door-leaf mounting 	transom mounting 
TS 98 XEA EMF Electromechanical hold-open unit (EMF)				
TS 98 XEA EMR Electromechanical hold-open unit (EMF), integrated smoke detector (RMZ)(RMZ)				
Double-leaf	Mounted on hinge side		Mounted on opposite hinge side	
TS 98 XEA GSR Standard version, door coordinator in single-piece slide channel	Door-leaf mounting 		Door-leaf mounting 	
TS 98 XEA GSR-EMF 1 Door coordinator, electromechanical hold-open unit in the passive door leaf				
TS 98 XEA GSR-EMF 2 Door coordinator, electromechanical hold-open unit in both door leaves				
TS 98 XEA GSR-EMF 1G Door coordinator, electromechanical hold-open unit in the active door leaf				
With integrated smoke detector with integrated power pack (RMZ)	Mounted on hinge side		Mounted on opposite hinge side	
TS 98 XEA GSR-EMR 1 Door coordinator, electromechanical hold-open unit in the passive door leaf, integrated smoke detector with integrated power pack	Door-leaf mounting 		Door-leaf mounting 	
TS 98 XEA GSR-EMR 2 Door coordinator electromechanical hold-open unit in both door leaves, integrated smoke detector with inte- grated power pack				
TS 98 XEA GSR-EMR 1G Door coordinator, electromechanical hold-open unit in the active door leaf, integrated smoke detector with integrated power pack				

Technical characteristics

Approval certification

The dormakaba TS 98 XEA has been tested and certified as per EN 1154 by the MPA NRW testing centre in Dortmund. Approval certifications are

required for the fire and smoke door concerned when the dormakaba TS 98 XEA is installed on the transom.

Data and features		EN 1-6
Door weight (not in combination with electromechanical hold-open unit integrated into the slide channel)	≤ 300 kg	
Standard doors, fire and smoke doors*	≤ 1400 mm	●
Exterior doors, opening outwards*	≤ 1400 mm	●
Same design for left- and right-handed doors		●
Closing force continuously adjustable on front using a battery screwdriver		●
Closing speed continuously adjustable using valve		●
SoftFlow: additional closing range for whisper-quiet closing	15°-0°	●
Latching action continuously adjustable using valve		●
Backcheck (BC) adjustable using valve		●
Delayed closing (DC) continuously adjustable using valve		●
Ratchet type hold-open system (not for fire or smoke doors)		○
Dimensions in mm	Length Depth Height	327 59 60
Easy door opening as per German Industrial Standard (DIN) SPEC 1104; CEN/TR 15894		●
Compliance with the max. opening force as per German Industrial Standard (DIN) 18040 up to a door width of		1,250 mm

As standard = ● Optional = ○

*The next door closer size should be selected or a greater closing force set for very high and heavy doors and those which need to close against strong wind pressure.

Dimensions

