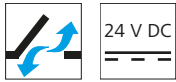


BDT 010-RC / BDT 010-EO




Performance features

- » For opening and closing the activPilot Comfort PADM turn-tilt fitting with parallel action from Winkhaus
- » Wireless receiver with innovative EnOcean technology (BDT 010-EO)
- » Flexible window operation via wireless remote control or touch surface
- » Selection of various automatic functions using touch control
- » Automated, user-independent and energy efficiency ventilation in accordance with DIN 1946-6
- » Particularly quiet function
- » High-quality design for harmonious integration in modern architecture
- » High-quality metal front panel
- » Window swivel function at the push of a button
- » Drive for DIN left or DIN right window

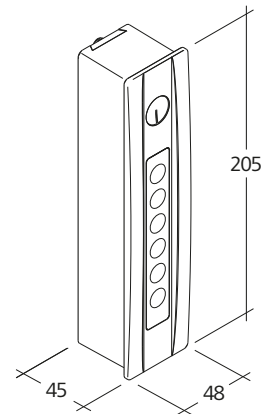
Accessories

Power supply unit



Dimensions

All specifications in mm



Technical data

	BDT 010-RC	BDT 010-EO
Supply	24 V DC / $\pm 15\%$ / 1 A	
Duty cycle	30 % (ON: 3 min. / OFF: 7 min.)	
Torque	10 Nm	
Rotation angle	90° / 180°	
Service life	> 40000 cycles	
Type of protection	IP 40	
Emission sound pressure level	LpA \leq 70 dB(A)	
Temperature range	-5 °C ... +60 °C	
Transmitting power	Approx. 1 mW (e.r.p)	
Transmitter range	50 m	
Housing	ABS-PC / Die-cast zinc	
Surface	Painted	
Connection	Plug-in screw terminal	
W x H x D	48 x 205 x 45 mm	
Weight	0.75 kg	

Design

Type	Art. No.	Colour
BDT 010-RC (WH/WH)	24.000.31	White / White (~ RAL 9016 / ~ RAL 9016)
BDT 010-RC (WH/SR)	24.000.32	White / Silver (~ RAL 9016 / ~ RAL 9007)
BDT 010-RC (GY/SR)	24.000.33	Grey / Silver (~ RAL 7021 / ~ RAL 9007)
BDT 010-EO (WH/WH)	24.000.39	White / White (~ RAL 9016 / ~ RAL 9016)
BDT 010-EO (WH/SR)	24.000.38	White / Silver (~ RAL 9016 / ~ RAL 9007)
BDT 010-EO (GY/SR)	24.000.37	Grey / Silver (~ RAL 7021 / ~ RAL 9007)